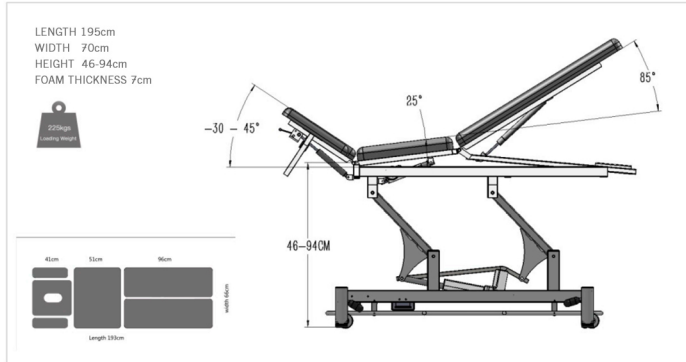


10006: 6E Split-Leg Treatment Table

The 6E Split Leg Treatment Table, an extremely versatile and functional split leg design provides efficient pelvic tilting & postural drainage.

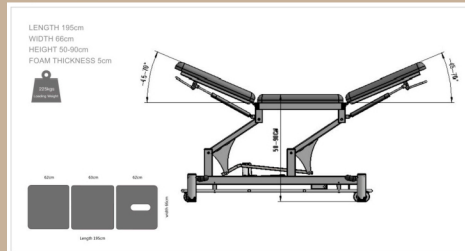


10001: 3E Treatment Table

This three section table is sturdy and versatile its open based design offers stability and functionality. It has four retractable castors for ease of mobility in clinic. Unit has a surround bar.

Optional accessory:

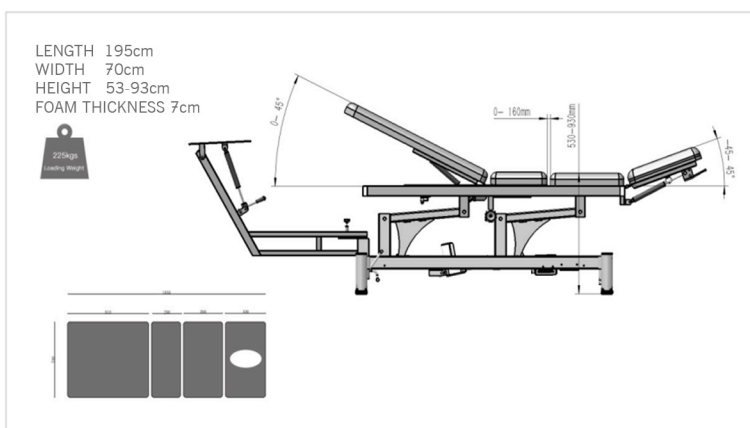
- Foot switch



10010: Traction Table

The Traction Table develops to offer static and intermittent lumbar and cervical traction treatments. Use unique adjustment screw design, so that the bed can adapt to the ground to improve, more stable.

Specification:

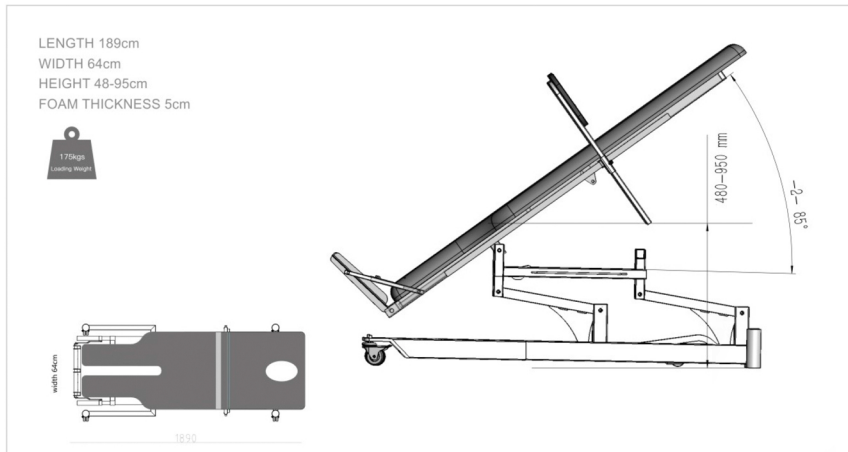


Optional accessory:

- Foot switch

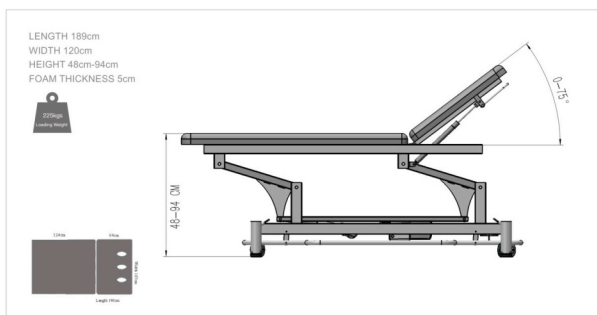
10030: Tilt Table

Our uniquely designed Tilt Table is driven by two separate motors, assisting in the control of both height and tilt of the table and ideally suitable for neurological rehabilitation as a standing aid device. It stimulates proprioceptors and baroreceptors which helps to improve the equilibrium in patients with neurological deficits.



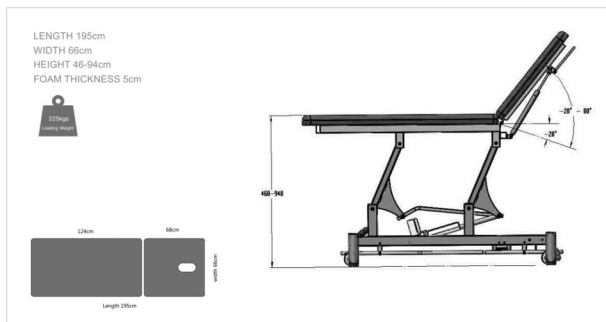
10020: Neuro-Bobath Table

Our 120cm wide Neurological Treatment Table is especially designed for the treatment of patients suffering from neurological conditions. The large upholstered top allows exercise movements to be performed with room for both the patient and the therapist.



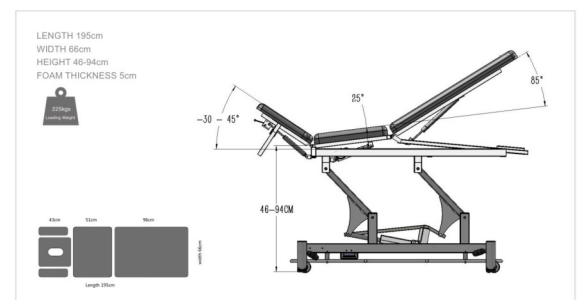
EL02 2-section Treatment Table

Electric physiotherapy table addresses the requirements of a wide range of manual handling issues to benefit both patient and doctor.



EL05 5-section Treatment Table

Five-section is the complete table offering all features available in modern table design



EL02H 360-Wave Table

The new, revised, ergonomic design of the 360-wave recliner. Float, swing, float - give themselves to the gentle movement

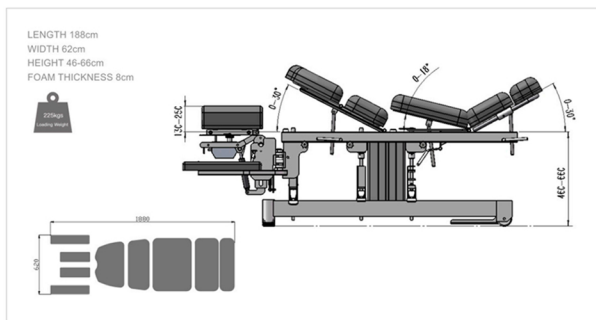


EL08 Chiropractic Drop Table

Chiropractic drop table use the high-quality durable and easy to clean medical professional PVC, 10cm thick 46 high-density sponge, provide more comfortable environmental health.

FEATURE:

- Use professional 5cm diameter medical pressure wheel.
- Can be for the waist, neck, shoulders, foot and other parts of the role of adjuvant therapy to do the syndrome.
- Legs unique 2-adjustment screw design, so that the bed for the ability to adapt to improve the ground, more stable.
- Unique tilt, inverted position and lower waist rotation



TR01 Traction Pro Table

This versatile table provide dual function of Traction as well as Treatment .

FEATURE:

- 4 independent Motorized mechanisms - provide various patient positioning for effective Therapy.
- Traction Platform and Rope Angle are able to adjust my Motor controlled Traction Platform
- Full supine and Prone positioning and Traction options available.
- Motor driven Extension position capability for low back (McKenzie techniques)
- Enables positioning for static and dynamic manual therapy techniques

